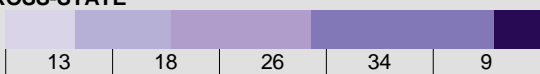






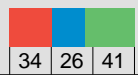
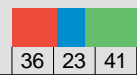

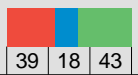
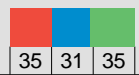
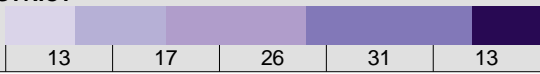


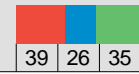










ENGLISH LANGUAGE ARTS / LITERACY
Grade 4 Assessment, 2016–2017

PERFORMANCE DISTRIBUTION BY %	NUMBER OF STUDENTS	ELA/L AVG OVERALL SCORE	AVG SCORE	READING*			AVG SCORE	WRITING*	
				LITERARY	INFORMATION	VOCABULARY		EXPRESSION	CONVENTIONS
CROSS-STATE  13 18 26 34 9	423,528	742	47	 34 25 40	 36 22 42	 34 27 39	32	 37 17 46	 35 27 39
STATE  13 18 27 34 7	10,768	741	47	 34 26 41	 36 23 41	 34 27 39	32	 39 18 43	 35 31 35
DISTRICT  13 17 26 31 13	54	743	45	 41 19 41	 43 24 33	 39 26 35	34	 24 20 56	 30 22 48
INTERNATIONAL CHARTER SCHOOL  13 17 26 31 13	54	743	45	 41 19 41	 43 24 33	 39 26 35	34	 24 20 56	 30 22 48

1 Did Not Yet Meet Expectations (650-699)	2 Partially Met Expectations (700-724)	3 Approached Expectations (725-749)	4 Met Expectations (750-789)	5 Exceeded Expectations (790-850)
--	---	--	-------------------------------------	--

 Did Not Yet Meet or Partially Met Expectations	 Approached Expectations	 Met or Exceeded Expectations
--	---	--